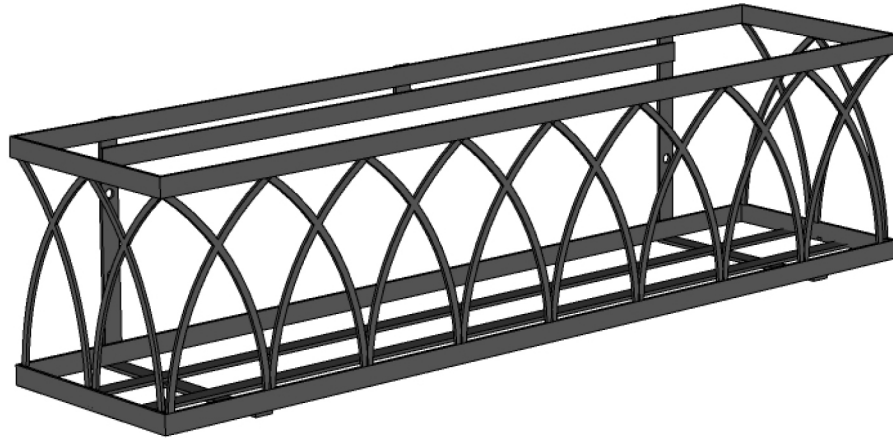
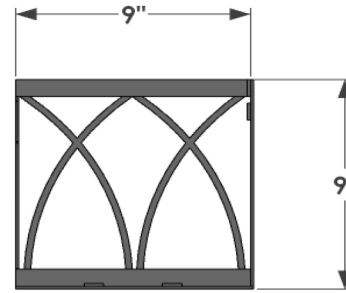


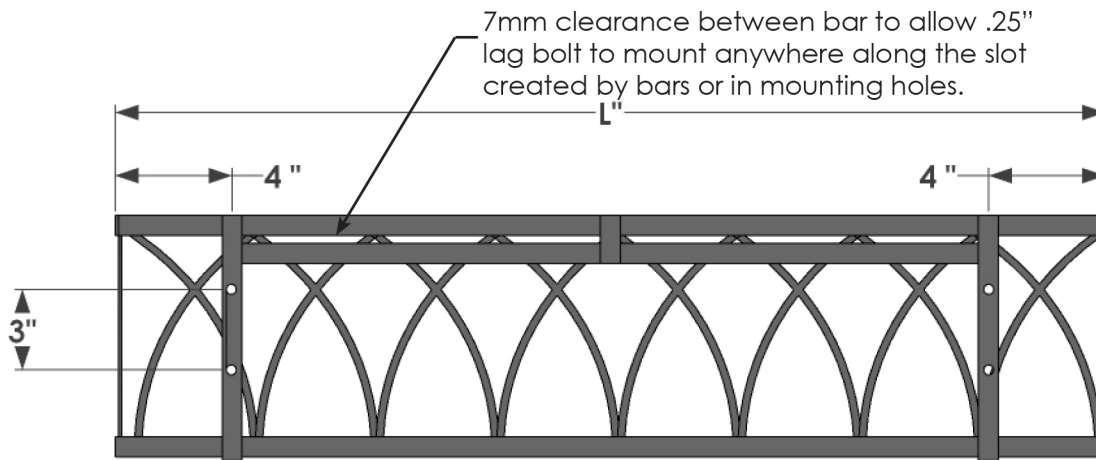
PERSPECTIVE VIEW



SIDE VIEW



BACK VIEW



SIZE	L= Actual Dimensions for Liner Fitment
24"	25"L x 9"W by 9" H
30"	31"L x 9"W by 9" H
36"	37"L x 9"W by 9" H
42"	43"L x 9"W by 9" H
48"	49"L x 9"W by 9" H
60"	61"L x 9"W by 9" H
72"	73"L x 9"W by 9" H

GENERAL NOTES
1. Frame, Back and Bottom supports: 3/4"W x 3/16" Thk Flat Bar
2. Design: 1/2"W x 3/16" Thk Flat Bar
3. Mounting Holes 0.28" dia. (7mm)
4. 7mm clearance between bar to allow 1/4" lag bolt to mount anywhere along the slot
5. Arches must align consistently along the length of Box.

windowbox.com
 6088 Corte Del Cedro, Carlsbad, CA 92011
 service@windowbox.com
 888-427-3362

PRODUCT DESCRIPTION		SKU			ORDER NUMBER	
Arch Window Box		540C				
DIMENSIONS	COLOR	FINISH	REP:	DB:	DATE	
	Textured Black	Powder Coated				

CUSTOMER SIGNATURE

